



Connecticut Foodshare

Our Community, Our Food Bank

Town Meal Gap Analysis July 2022

What is the **meal gap**?

- Figure produced by Feeding America and calculated annually
 - 2021 Meal Gap release (2019 data year)
- Food budget shortfall translated into meals
- Estimated meals needed to reduce food insecurity



How is the meal gap **determined**?

- Estimates the average food-insecure household **food budget shortfall** using publicly available data:
 - Key demographic and economic information from the census
 - Survey data from the USDA's annual food security report
 - Local consumer price index information



What does the meal gap **tell us**?

- How many estimated meals are needed in a community to help reduce household food insecurity in that community
- One meal equals
 - **1.2 pounds** of food
 - **\$3.39** average retail cost of a meal in Connecticut





Connecticut Foodshare

- The **Meal Gap Analysis** provides a snapshot of how Connecticut Foodshare's food resources are currently dispersed throughout the 169 towns in our state.
- This report was developed to help inform Connecticut Foodshare's decision making around the **establishment of partnerships** and **deployment of resources**.
- It helps guide our efforts to **distribute food equitably** to food-insecure populations living within the many different geographies of Connecticut.

What are the **limitations** of this report?

- Town-level summary of only Connecticut Foodshare's direct impact on reducing the meal gap through food distribution
- Does not include other factors impacting household food security
 - Federal nutrition program participation (SNAP, WIC, school meals)
 - Donated food supplied outside of Connecticut Foodshare partnerships
 - Ease of access (transportation availability, agency hours of operation, geographic boundaries, EDI lens)

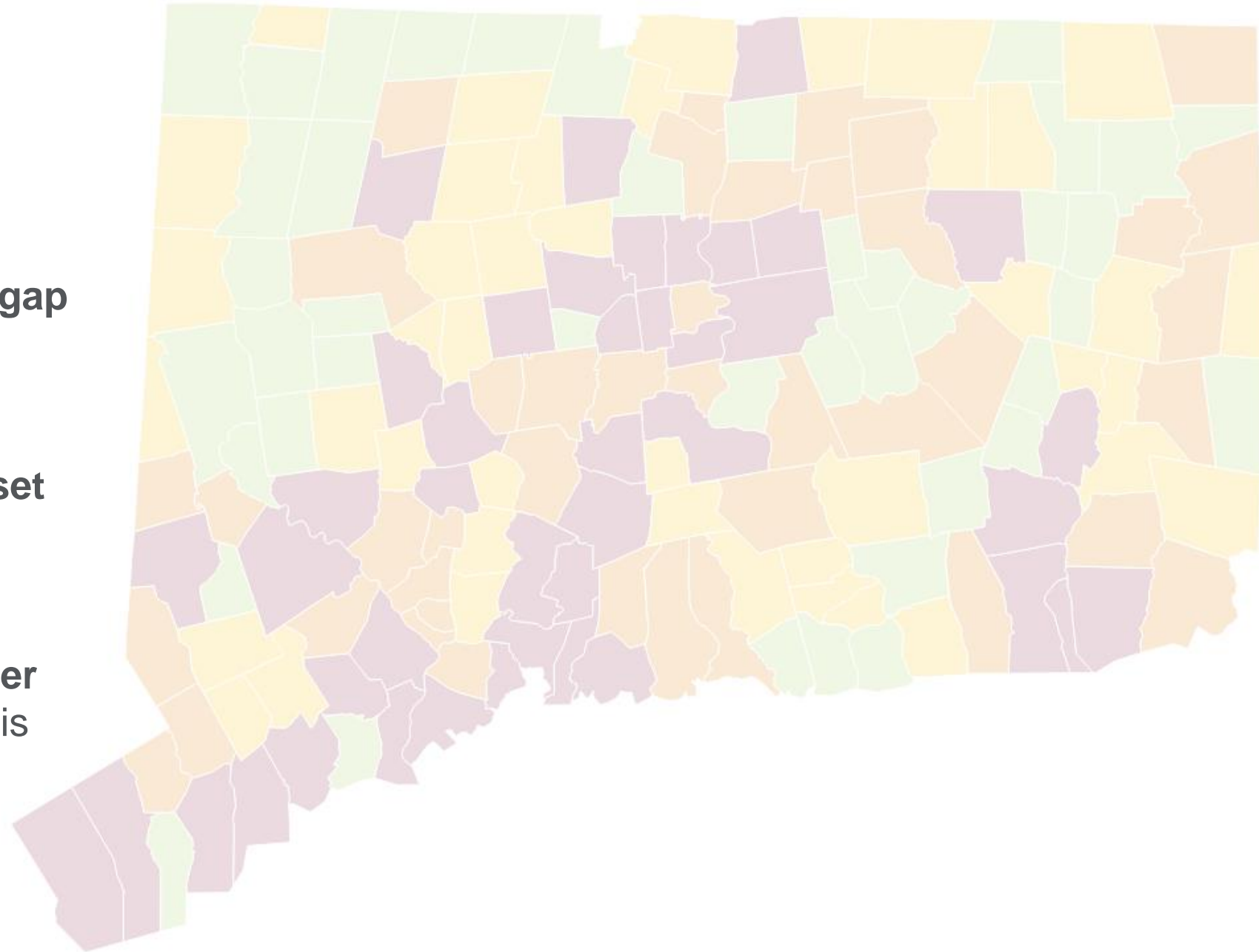


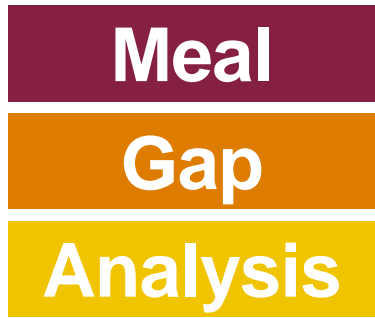
Meal

Gap

Analysis

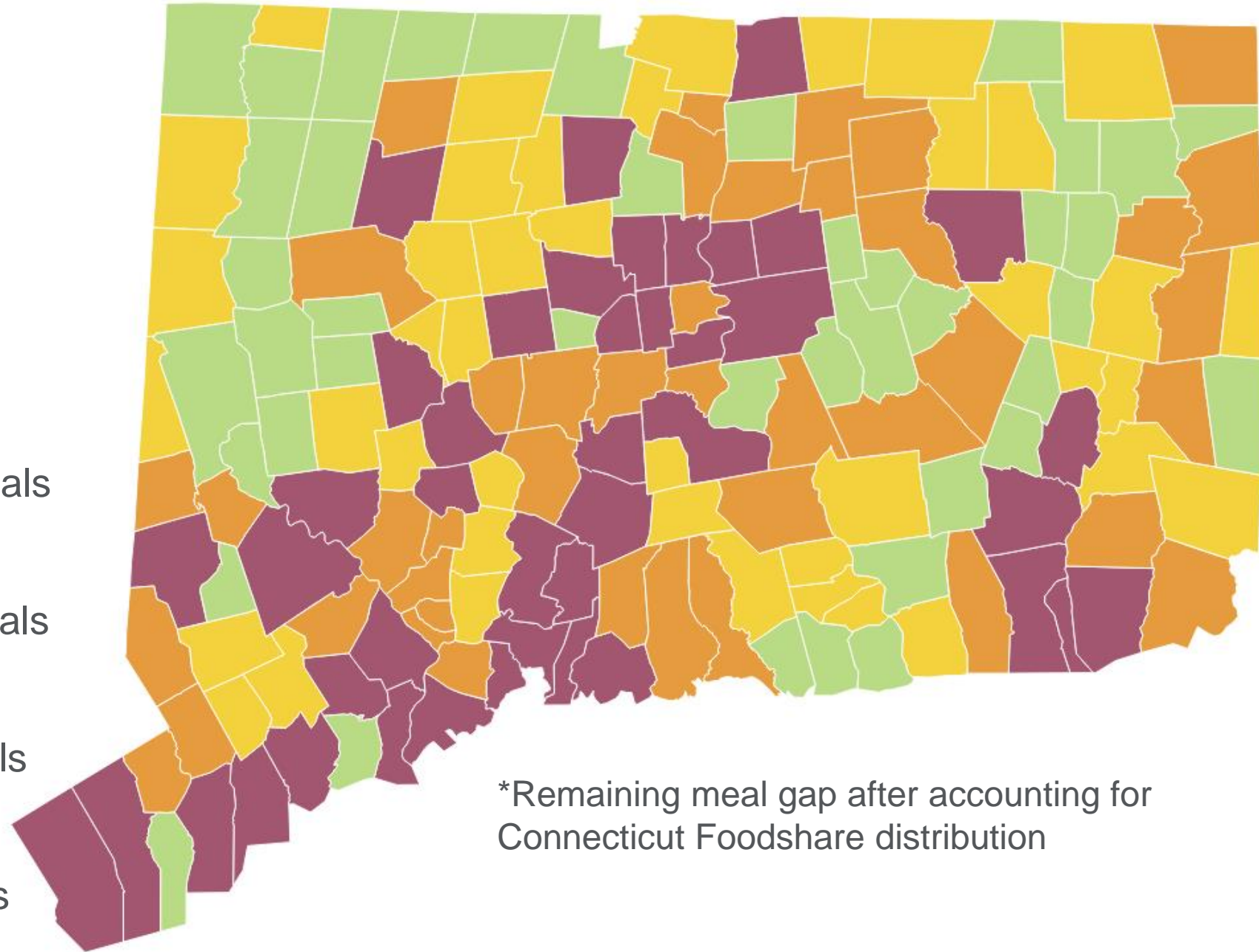
- What is the **size of the meal gap** in each Connecticut town?
- To what extent does **Connecticut Foodshare offset** Feeding America's town-level meal gap?
- What is the **remaining number of meals needed** and where is that need the greatest?





Four Groups*

- **High Gap**
Need more than 300,000 meals
- **Med-High Gap**
Need 130,000 – 300,000 meals
- **Med-Low Gap**
Need 50,000 – 129,000 meals
- **Low Gap**
Need less than 50,000 meals



*Remaining meal gap after accounting for Connecticut Foodshare distribution

Meal Gap Analysis Data

Connecticut Foodshare Meal Gap Analysis of 169 Towns

					Distribution Impact (Meals)				Community Need							
					<small>Rounded to Nearest 100</small> <small>¹Excludes food supplied through large-scale COVID distributions & inactive programs</small> <small>²If % Need Met is Above Town Meal Gap, then Remaining Goal is listed as zero</small>				● = Above Average Need							
Town	County	Region	Town Classification	Gap Rank	Town Meal Gap	Meals Distributed & % Need Met		Remaining Goal ²	# Food Insecure People	Food Insecurity Rate	Estimated SNAP Participation Rate	% Households w/ Incomes Below ALICE Threshold	Child Poverty Rate	Senior Poverty Rate		
						Last Year Distribution ¹										
Wallingford	New Haven	South Central	Suburban	High	757,900	30% to 59%	417,800	—	340,100	4,440	● 9.9%	68%	● 33%	● 7%	● 6%	





How is Connecticut Foodshare using the Data?

- Inform our planning around program development and expansion
- Assess opportunities for network capacity building and expanded partnerships
- Monitor Connecticut Foodshare impact
- Guide discussions with community partners and supporters



How might your program use the data?

Validated and reliable research available annually through Connecticut Foodshare

- Define the need in your community to inform program strategies
- Communicate local impact and make a case for support

Next Steps

This Year

- Visualizing need and impact by mapping at the census tract level

Future

- Evaluating program accessibility (program location, service delivery, days and hours of operation)
- Incorporating other food sources, services and racial disparity data into analysis



2022 Meal Gap Data Release (2020 Data Year)

July 20, 2022

- State, County, and Congressional District

October 2022 (Tentative)

- Town and Census Tract





For more information

Contact Amy Lloyd: alloyd@ctfoodshare.org

Link to report: www.ctfoodbank.org/MealGapAnalysis